

Scaled data based on original data using  
LM-79-08 Approved Method: Electrical and Photometric Measurements of Solid-  
State Lighting Products

Test Report Prepared for  
Cooper Lighting Solutions  
(formerly Eaton)

Brand: McGRAW-EDISON

Report Number: P226554

Luminaire Tested: **ISW-AF-1000-LED-E1-T4FT-7030**

Issue Date: 3/3/2020

**Test Information**

Test Method: LM-79-08  
Report Number: P226554  
TEST IS SCALED FROM IESNA LM-79-08 TEST DATA (P35943)  
Test Lab: INNOVATION CENTER-P3  
Issue Date: 3/3/2020  
Manufacturer: COOPER LIGHTING SOLUTIONS (FORMERLY EATON)  
Product Line: MCGRAW-EDISON  
Catalog Number: ISW-AF-1000-LED-E1-T4FT-7030  
Description: IMPACT ELITE LED WEDGE LUMINAIRE  
LIGHT SQUARE WITH ACCULED OPTICS-TYPE IV FORWARD THROW  
Light Source: (16) 3000K CCT, 70 CRI LEDs  
Ballast/Driver: ELECTRONIC DRIVER

**Summary**

Lumens per Lamp: N/A  
Luminaire Lumens: 5428.8 lumens  
Efficiency: N/A  
Efficacy: 99.4 lumens/watt  
Luminous Opening: Rectangular (W 0.5' x L: 0.5' x H: 0')  
IES Classification: Type IV - Short - Non-Cutoff  
BUG Rating: B1 - U1 - G2

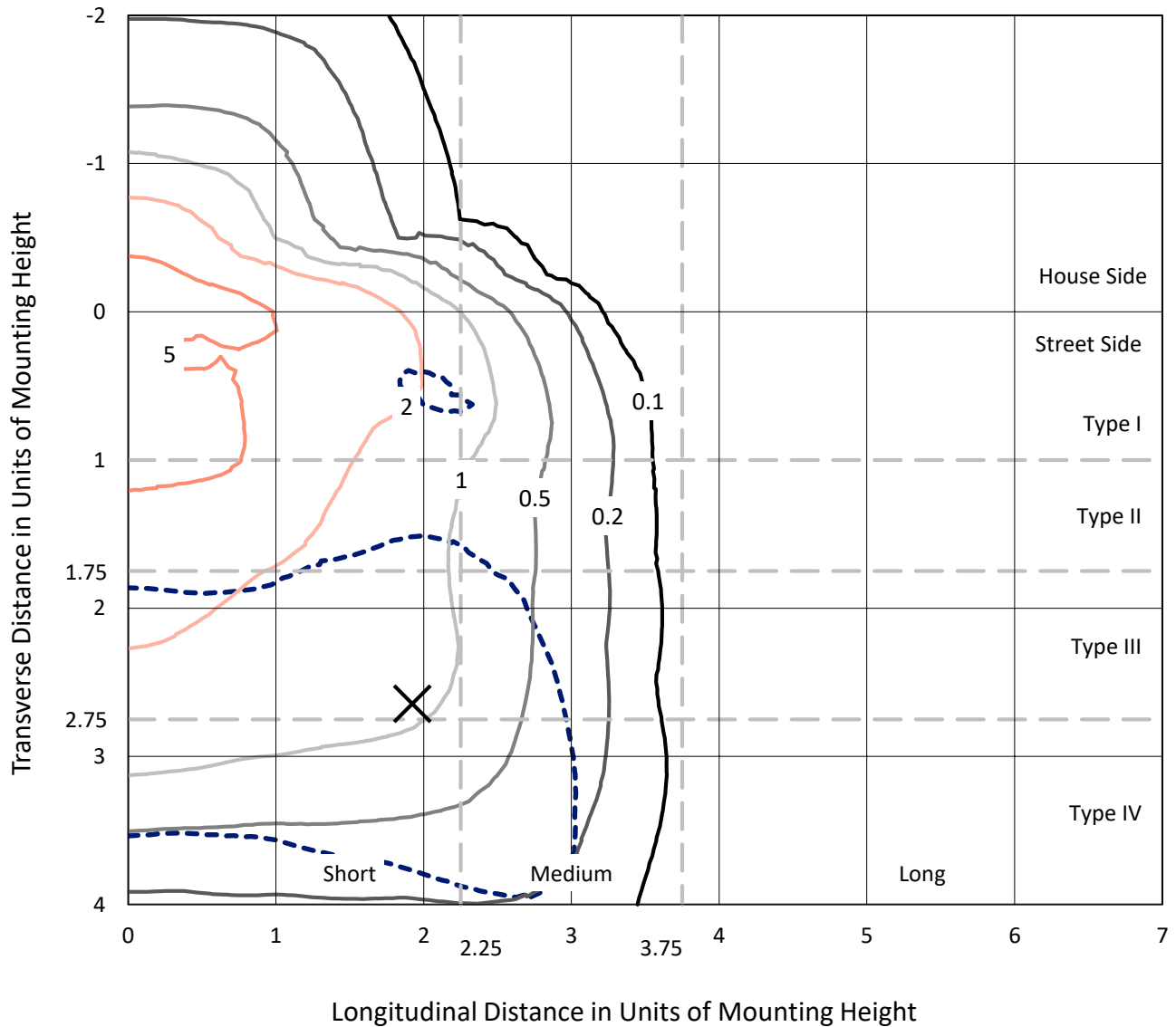
Input Watts (W): 54.6  
Input Voltage (V): 120  
Input Current (Ain): NR  
Voltage Rise (V): NR  
Power Factor: NR  
Total Harmonic Distortion (THDi): NR  
Frequency (hertz): 60  
Stabilization Time: NR  
Operation Time: NR  
Ambient Temperature (°C): NR  
Test Distance: 25 FT



REPORT NUMBER: P226554  
 CATALOG NUMBER: ISW-AF-1000-LED-E1-T4FT-7030

### Iso-Footcandle Lines of Horizontal Illumination

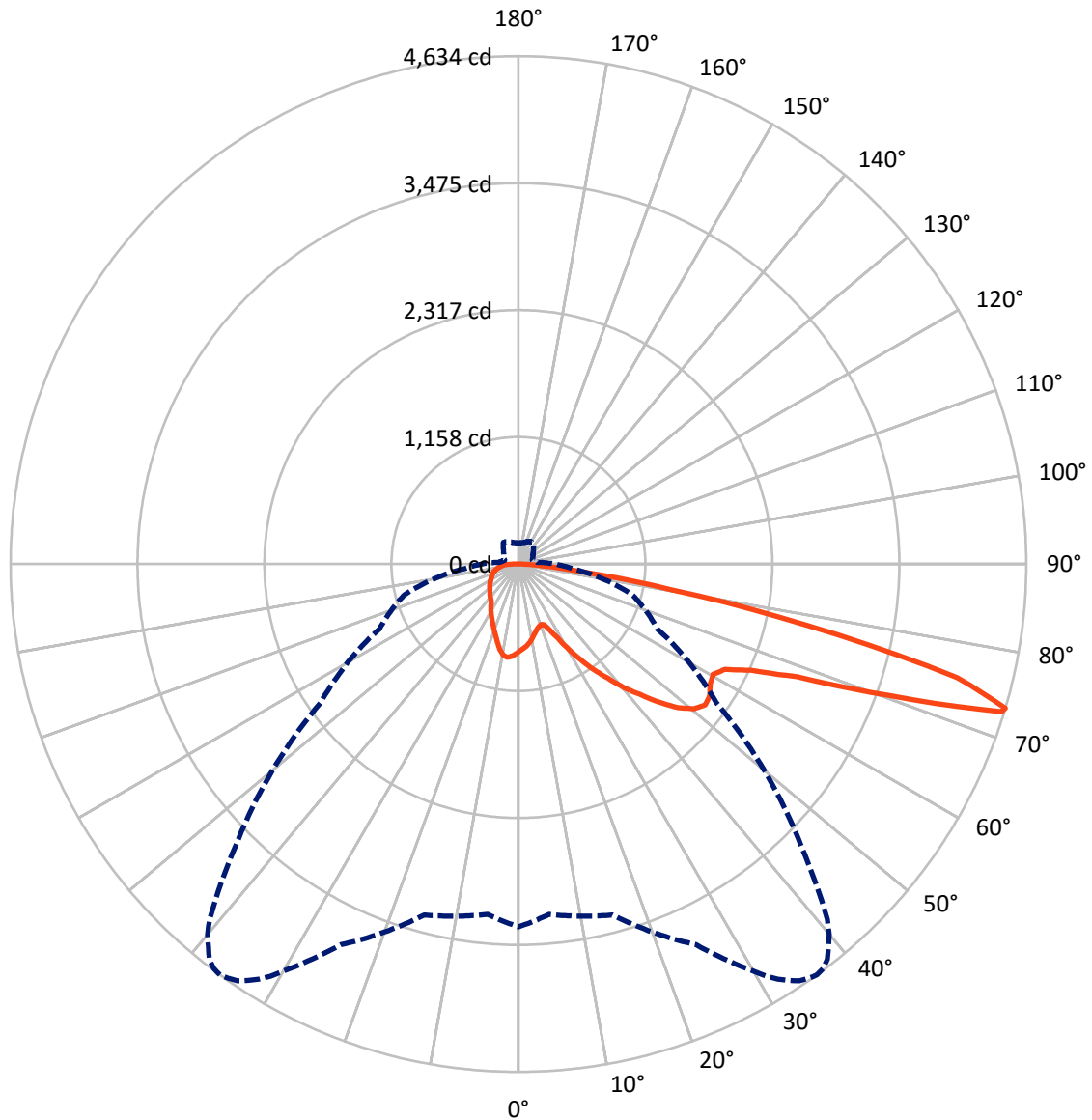
× Max cd  
 - - - 1/2 Max cd



Based on 10 foot mounting height. Maximum calculated value = 8.4 fc  
 Type IV - Short - Non-Cutoff

REPORT NUMBER: P226554  
CATALOG NUMBER: ISW-AF-1000-LED-E1-T4FT-7030

### Luminous Intensity Polar Plot



— Vertical Plane Through 36-Deg Lateral    - - - Horizontal Cone Through 73-Deg Vertical

REPORT NUMBER: P226554

CATALOG NUMBER: ISW-AF-1000-LED-E1-T4FT-7030

**FLUX DISTRIBUTION:**

		Downward	Upward	Total
<b>House Side</b>	Lumens	1144.7	1.2	1145.9
	% Fixture	21.1	0.0	21.1
<b>Street Side</b>	Lumens	4282.4	0.4	4282.8
	% Fixture	78.9	0.0	78.9
<b>Total</b>	Lumens	5427.1	1.7	5428.8
	% Fixture	100.0	0.0	100.0

**Coefficient of Utilization**

**ZONAL LUMENS:**

Zone	Lumens	% Fixture
0°-10°	75.0	1.4
10°-20°	198.9	3.7
20°-30°	325.9	6.0
30°-40°	540.0	9.9
40°-50°	793.6	14.6
50°-60°	1000.6	18.4
60°-70°	1310.3	24.1
70°-80°	1060.7	19.5
80°-90°	122.0	2.2
90°-100°	1.7	0.0
100°-110°	0.0	0.0
110°-120°	0.0	0.0
120°-130°	0.0	0.0
130°-140°	0.0	0.0
140°-150°	0.0	0.0
150°-160°	0.0	0.0
160°-170°	0.0	0.0
170°-180°	0.0	0.0
0°-90°	5427.1	100.0
0°-180°	5428.8	100.0



REPORT NUMBER: P226554

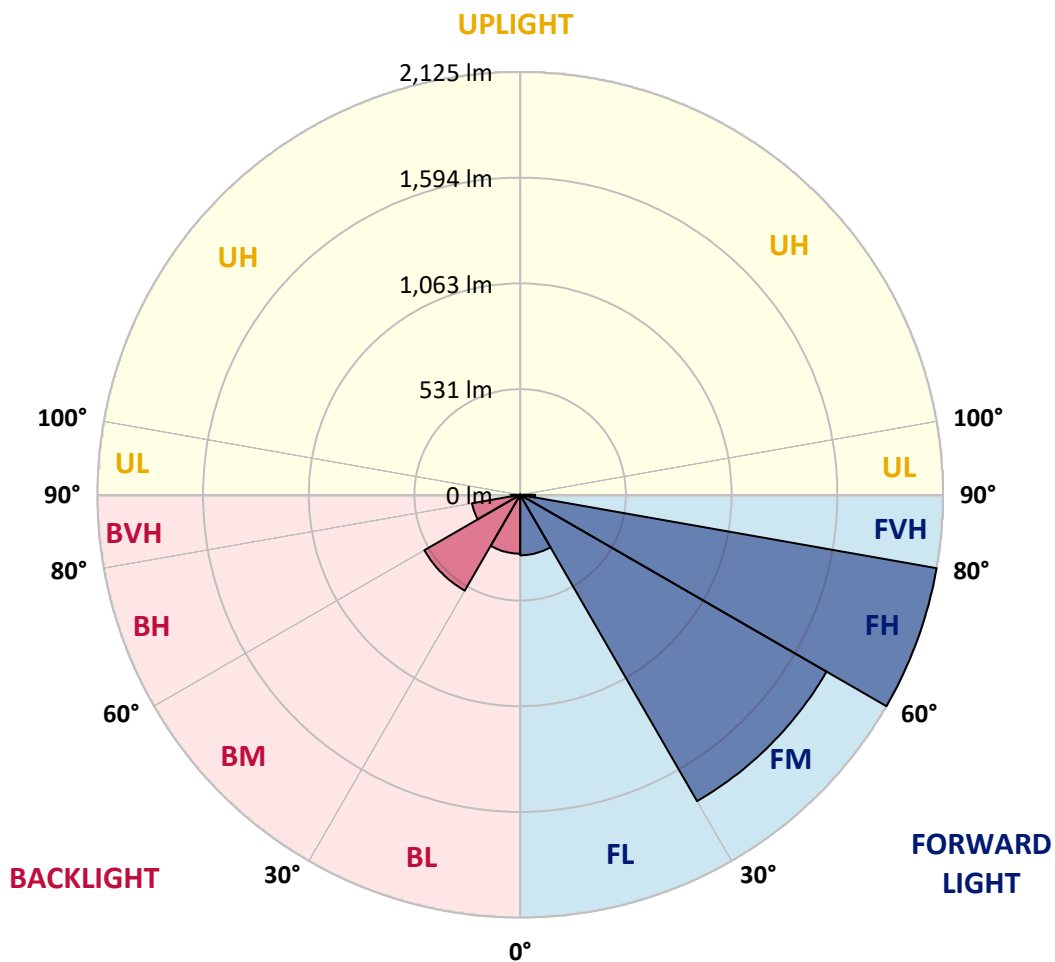
CATALOG NUMBER: ISW-AF-1000-LED-E1-T4FT-7030

**LUMINAIRE CLASSIFICATION SYSTEM LUMEN TABLE AND BUG RATING:**

Zone		Lumens	% Fixture	Zone Rating/Lumen Limit		
				B	U	G
FL	(0°-30°)	303.9	5.6			
FM	(30°-60°)	1777.8	32.7			
FH	(60°-80°)	2125.4	39.2			G2/5000
FVH	(80°-90°)	75.3	1.4			G1/100
BL	(0°-30°)	295.9	5.5	B1/500		
BM	(30°-60°)	556.4	10.2	B1/1000		
BH	(60°-80°)	245.6	4.5	B1/500		G1/500
BVH	(80°-90°)	46.8	0.9			G1/100
UL	(90°-100°)	1.7	0.0		U1/10	
UH	(100°-180°)	1.2	0.0		U1/10	

**BUG Rating: B1-U1-G2**

Type IV Short





REPORT NUMBER: P226554  
 CATALOG NUMBER: ISW-AF-1000-LED-E1-T4FT-7030

**CANDELA DISTRIBUTION (FULL):**

	0°	5°	15°	25°	30°	31°	32°	33°	34°	35°	36°
0°	797.3	797.3	797.3	797.3	797.3	797.3	797.3	797.3	797.3	797.3	797.3
2.5°	768.5	770.1	771.6	771.6	771.6	773.9	773.2	773.2	773.9	774.7	774.7
5°	739.7	740.5	745.2	746.7	751.4	750.6	750.6	750.6	753.7	751.4	752.9
7.5°	707.1	708.6	713.3	718.7	722.6	723.4	722.6	721.1	724.9	726.5	724.9
10°	668.2	668.9	675.2	679.8	686.1	685.3	687.6	687.6	689.2	688.4	691.5
12.5°	648.7	647.2	644.0	646.4	647.9	647.9	647.9	650.3	649.5	651.0	653.4
15°	646.4	642.5	626.9	621.5	619.9	619.9	619.2	618.4	620.7	623.0	623.0
17.5°	657.3	649.5	619.2	603.6	600.5	598.9	599.7	598.2	598.2	601.3	600.5
20°	710.2	696.2	635.5	601.3	591.9	591.9	591.2	588.8	588.8	589.6	589.6
22.5°	844.7	826.8	721.1	650.3	617.6	616.8	614.5	612.2	605.9	604.4	601.3
25°	1032.2	1011.2	829.9	753.7	707.8	706.3	694.6	693.1	678.3	679.0	668.9
27.5°	1177.6	1163.6	975.4	874.3	830.7	821.4	815.9	801.9	789.5	779.4	766.9
30°	1227.4	1225.1	1122.4	1040.7	975.4	964.5	949.7	943.5	925.6	911.6	903.1
32.5°	1306.0	1308.3	1265.5	1175.3	1118.5	1107.6	1095.2	1080.4	1068.0	1058.6	1038.4
35°	1418.0	1418.8	1389.2	1321.5	1256.2	1241.4	1234.4	1217.3	1205.6	1194.0	1183.9
37.5°	1495.8	1499.7	1478.7	1426.5	1387.7	1366.7	1365.9	1353.4	1340.2	1330.1	1320.8
40°	1645.1	1624.1	1554.9	1521.4	1489.6	1487.2	1480.2	1473.2	1476.3	1470.9	1481.0
42.5°	1796.0	1769.6	1673.1	1625.7	1606.2	1610.1	1607.8	1608.6	1617.9	1615.6	1626.5
45°	1925.1	1894.8	1803.0	1747.0	1762.6	1767.2	1780.5	1788.2	1784.4	1798.4	1798.4
47.5°	2054.3	1983.5	1874.6	1900.3	1911.1	1946.9	1956.3	1953.9	1967.1	1973.4	1956.3
50°	1963.3	1944.6	1936.0	2014.6	2063.6	2075.3	2088.5	2095.5	2101.7	2093.2	2076.0
52.5°	1771.1	1769.6	1890.1	2082.3	2123.5	2139.0	2151.5	2156.9	2154.6	2149.9	2135.9
55°	1706.6	1694.1	1798.4	2012.3	2075.3	2090.0	2107.9	2118.8	2129.7	2128.2	2117.3
57.5°	1794.5	1784.4	1785.1	1950.8	2012.3	2025.5	2037.1	2049.6	2052.7	2062.8	2063.6
60°	2049.6	2036.4	1929.8	1948.5	2010.7	2025.5	2027.0	2034.0	2034.8	2040.3	2041.0
62.5°	2417.5	2393.4	2230.8	2090.8	2112.6	2119.6	2125.0	2123.5	2120.4	2116.5	2116.5
65°	2820.4	2797.9	2588.6	2425.3	2362.3	2379.4	2352.2	2346.7	2340.5	2340.5	2333.5
67.5°	3299.6	3256.8	3095.0	2911.4	2820.4	2829.0	2841.4	2794.0	2776.9	2778.4	2741.9
70°	3788.1	3742.9	3672.2	3669.8	3715.7	3695.5	3637.9	3714.2	3623.9	3602.2	3594.4
72.5°	3518.1	3464.5	3479.3	3918.7	4331.0	4397.9	4461.7	4520.8	4573.7	4605.6	4610.2
73°	3311.2	3209.3	3315.1	3831.6	4289.0	4387.8	4467.1	4530.1	4586.9	4615.7	4633.6
75°	1653.7	1659.1	2180.3	3161.1	3748.4	3833.2	3956.8	4026.1	4128.7	4181.6	4135.0
77.5°	383.5	397.5	660.4	1500.4	2247.2	2368.5	2467.3	2568.4	2687.4	2731.8	2692.9
80°	135.3	141.6	232.6	570.2	938.1	1005.0	1089.7	1201.0	1311.4	1338.7	1407.1
82.5°	71.6	78.6	122.9	247.4	400.6	437.9	459.7	505.6	544.5	567.8	580.3
85°	41.2	42.0	70.0	136.9	183.6	198.3	212.3	223.2	235.7	227.1	227.1
87.5°	16.3	17.9	35.8	64.6	88.7	98.8	98.8	98.8	98.0	86.3	78.6
90°	3.1	4.7	7.0	13.2	11.7	11.7	10.9	9.3	8.6	9.3	5.4
92.5°	0.0	0.0	0.0	0.0	0.0	0.0	0.0	0.0	0.0	0.0	0.0
95°	0.0	0.0	0.0	0.0	0.0	0.0	0.0	0.0	0.0	0.0	0.0
97.5°	0.0	0.0	0.0	0.0	0.0	0.0	0.0	0.0	0.0	0.0	0.0
100°	0.0	0.0	0.0	0.0	0.0	0.0	0.0	0.0	0.0	0.0	0.0
102.5°	0.0	0.0	0.0	0.0	0.0	0.0	0.0	0.0	0.0	0.0	0.0
105°	0.0	0.0	0.0	0.0	0.0	0.0	0.0	0.0	0.0	0.0	0.0
107.5°	0.0	0.0	0.0	0.0	0.0	0.0	0.0	0.0	0.0	0.0	0.0



REPORT NUMBER: P226554

CATALOG NUMBER: ISW-AF-1000-LED-E1-T4FT-7030

**CANDELA DISTRIBUTION (continued):**

	0°	5°	15°	25°	30°	31°	32°	33°	34°	35°	36°
110°	0.0	0.0	0.0	0.0	0.0	0.0	0.0	0.0	0.0	0.0	0.0
112.5°	0.0	0.0	0.0	0.0	0.0	0.0	0.0	0.0	0.0	0.0	0.0
115°	0.0	0.0	0.0	0.0	0.0	0.0	0.0	0.0	0.0	0.0	0.0
117.5°	0.0	0.0	0.0	0.0	0.0	0.0	0.0	0.0	0.0	0.0	0.0
120°	0.0	0.0	0.0	0.0	0.0	0.0	0.0	0.0	0.0	0.0	0.0
122.5°	0.0	0.0	0.0	0.0	0.0	0.0	0.0	0.0	0.0	0.0	0.0
125°	0.0	0.0	0.0	0.0	0.0	0.0	0.0	0.0	0.0	0.0	0.0
127.5°	0.0	0.0	0.0	0.0	0.0	0.0	0.0	0.0	0.0	0.0	0.0
130°	0.0	0.0	0.0	0.0	0.0	0.0	0.0	0.0	0.0	0.0	0.0
132.5°	0.0	0.0	0.0	0.0	0.0	0.0	0.0	0.0	0.0	0.0	0.0
135°	0.0	0.0	0.0	0.0	0.0	0.0	0.0	0.0	0.0	0.0	0.0
137.5°	0.0	0.0	0.0	0.0	0.0	0.0	0.0	0.0	0.0	0.0	0.0
140°	0.0	0.0	0.0	0.0	0.0	0.0	0.0	0.0	0.0	0.0	0.0
142.5°	0.0	0.0	0.0	0.0	0.0	0.0	0.0	0.0	0.0	0.0	0.0
145°	0.0	0.0	0.0	0.0	0.0	0.0	0.0	0.0	0.0	0.0	0.0
147.5°	0.0	0.0	0.0	0.0	0.0	0.0	0.0	0.0	0.0	0.0	0.0
150°	0.0	0.0	0.0	0.0	0.0	0.0	0.0	0.0	0.0	0.0	0.0
152.5°	0.0	0.0	0.0	0.0	0.0	0.0	0.0	0.0	0.0	0.0	0.0
155°	0.0	0.0	0.0	0.0	0.0	0.0	0.0	0.0	0.0	0.0	0.0
157.5°	0.0	0.0	0.0	0.0	0.0	0.0	0.0	0.0	0.0	0.0	0.0
160°	0.0	0.0	0.0	0.0	0.0	0.0	0.0	0.0	0.0	0.0	0.0
162.5°	0.0	0.0	0.0	0.0	0.0	0.0	0.0	0.0	0.0	0.0	0.0
165°	0.0	0.0	0.0	0.0	0.0	0.0	0.0	0.0	0.0	0.0	0.0
167.5°	0.0	0.0	0.0	0.0	0.0	0.0	0.0	0.0	0.0	0.0	0.0
170°	0.0	0.0	0.0	0.0	0.0	0.0	0.0	0.0	0.0	0.0	0.0
172.5°	0.0	0.0	0.0	0.0	0.0	0.0	0.0	0.0	0.0	0.0	0.0
175°	0.0	0.0	0.0	0.0	0.0	0.0	0.0	0.0	0.0	0.0	0.0
177.5°	0.0	0.0	0.0	0.0	0.0	0.0	0.0	0.0	0.0	0.0	0.0
180°	0.0	0.0	0.0	0.0	0.0	0.0	0.0	0.0	0.0	0.0	0.0





REPORT NUMBER: P226554  
 CATALOG NUMBER: ISW-AF-1000-LED-E1-T4FT-7030

**CANDELA DISTRIBUTION (continued):**

	37°	38°	39°	40°	41°	45°	55°	65°	75°	85°	90°
0°	797.3	797.3	797.3	797.3	797.3	797.3	797.3	797.3	797.3	797.3	797.3
2.5°	776.3	777.1	775.5	778.6	776.3	776.3	780.2	787.2	792.6	794.2	798.8
5°	754.5	755.3	755.3	756.1	755.3	756.8	763.8	770.1	780.9	786.4	793.4
7.5°	726.5	728.8	728.1	729.6	729.6	731.2	742.1	752.2	763.1	773.2	781.7
10°	693.1	694.6	697.7	696.2	696.2	700.8	712.5	727.3	740.5	755.3	765.4
12.5°	653.4	657.3	656.5	659.6	661.2	664.3	683.7	700.1	716.4	733.5	746.7
15°	622.3	624.6	626.2	626.9	626.9	633.9	653.4	673.6	695.4	715.6	729.6
17.5°	602.0	602.0	603.6	604.4	605.9	610.6	630.8	653.4	678.3	703.2	718.7
20°	590.4	590.4	591.2	591.9	591.9	597.4	616.0	641.7	668.9	700.8	719.5
22.5°	599.7	597.4	596.6	596.6	593.5	593.5	611.4	638.6	672.8	714.1	738.2
25°	663.5	656.5	645.6	643.3	639.4	620.7	618.4	649.5	691.5	742.8	779.4
27.5°	759.2	752.2	745.2	736.6	730.4	696.2	649.5	677.5	727.3	800.4	845.5
30°	884.4	870.4	860.3	851.0	823.7	786.4	714.1	721.1	782.5	880.5	937.3
32.5°	1024.4	1009.6	994.1	972.3	965.3	904.6	812.1	793.4	852.5	973.8	1033.0
35°	1159.8	1152.8	1141.9	1133.3	1117.0	1066.4	939.6	880.5	933.4	1083.5	1129.4
37.5°	1316.9	1303.7	1304.4	1297.4	1288.1	1245.3	1071.9	985.5	1020.5	1188.5	1217.3
40°	1471.7	1468.6	1473.2	1461.6	1446.0	1388.4	1169.1	1062.5	1111.5	1289.6	1282.6
42.5°	1617.9	1620.2	1614.8	1601.6	1584.4	1488.0	1231.3	1127.9	1193.2	1378.3	1334.8
45°	1785.1	1776.6	1754.0	1730.7	1709.7	1573.6	1264.8	1201.0	1271.8	1474.0	1387.7
47.5°	1943.0	1909.6	1890.1	1854.4	1813.1	1651.3	1309.9	1278.0	1358.9	1564.2	1438.2
50°	2058.9	2027.8	1995.1	1951.6	1908.0	1719.0	1369.8	1365.1	1457.7	1665.3	1507.4
52.5°	2111.8	2083.0	2051.2	2006.8	1963.3	1768.0	1449.9	1449.9	1574.3	1799.1	1603.1
55°	2103.3	2082.3	2054.3	2013.8	1980.4	1794.5	1532.3	1543.2	1720.6	1943.8	1713.6
57.5°	2058.2	2046.5	2030.1	2002.1	1974.9	1814.7	1629.6	1636.6	1916.6	2083.0	1817.8
60°	2042.6	2037.9	2028.6	2012.3	1991.3	1859.0	1733.0	1748.6	2135.9	2210.6	1876.9
62.5°	2111.8	2102.5	2095.5	2079.2	2059.7	1967.9	1862.9	1867.6	2342.1	2226.2	1819.4
65°	2306.3	2289.2	2277.5	2255.7	2233.9	2132.0	2028.6	1978.0	2443.2	2080.7	1624.1
67.5°	2713.9	2685.9	2652.4	2611.2	2551.3	2459.5	2192.7	1993.6	2351.4	1762.6	1281.1
70°	3519.7	3459.0	3382.0	3294.1	3271.6	3004.0	2295.4	1878.5	1954.7	1231.3	849.4
72.5°	4602.4	4539.4	4471.0	4398.7	4255.5	3667.5	2250.3	1515.2	1215.8	633.2	404.5
73°	4620.3	4577.6	4495.1	4411.1	4294.4	3655.8	2201.3	1397.0	1071.9	498.6	331.4
75°	4143.5	4126.4	4045.5	3883.7	3784.9	3088.0	1621.0	809.7	469.0	308.0	215.5
77.5°	2689.0	2670.3	2624.4	2608.9	2426.8	2002.1	725.7	315.0	255.1	204.6	152.5
80°	1432.8	1345.7	1330.1	1267.9	1134.9	770.8	248.1	192.9	169.6	136.9	106.6
82.5°	581.0	543.7	529.7	479.9	451.1	231.0	124.5	133.8	113.6	80.9	65.3
85°	213.9	196.8	192.1	156.3	137.7	68.4	76.2	94.1	70.8	45.1	32.7
87.5°	73.9	63.8	55.2	42.8	39.7	28.0	42.0	51.3	45.1	27.2	15.6
90°	5.4	4.7	3.9	3.1	3.9	3.1	4.7	7.0	7.8	4.7	3.1
92.5°	0.0	0.0	0.0	0.0	0.0	0.0	0.0	0.0	0.0	0.0	0.0
95°	0.0	0.0	0.0	0.0	0.0	0.0	0.0	0.0	0.0	0.0	0.0
97.5°	0.0	0.0	0.0	0.0	0.0	0.0	0.0	0.0	0.0	0.0	0.0
100°	0.0	0.0	0.0	0.0	0.0	0.0	0.0	0.0	0.0	0.0	0.0
102.5°	0.0	0.0	0.0	0.0	0.0	0.0	0.0	0.0	0.0	0.0	0.0
105°	0.0	0.0	0.0	0.0	0.0	0.0	0.0	0.0	0.0	0.0	0.0
107.5°	0.0	0.0	0.0	0.0	0.0	0.0	0.0	0.0	0.0	0.0	0.0



REPORT NUMBER: P226554

CATALOG NUMBER: ISW-AF-1000-LED-E1-T4FT-7030

**CANDELA DISTRIBUTION (continued):**

	37°	38°	39°	40°	41°	45°	55°	65°	75°	85°	90°
110°	0.0	0.0	0.0	0.0	0.0	0.0	0.0	0.0	0.0	0.0	0.0
112.5°	0.0	0.0	0.0	0.0	0.0	0.0	0.0	0.0	0.0	0.0	0.0
115°	0.0	0.0	0.0	0.0	0.0	0.0	0.0	0.0	0.0	0.0	0.0
117.5°	0.0	0.0	0.0	0.0	0.0	0.0	0.0	0.0	0.0	0.0	0.0
120°	0.0	0.0	0.0	0.0	0.0	0.0	0.0	0.0	0.0	0.0	0.0
122.5°	0.0	0.0	0.0	0.0	0.0	0.0	0.0	0.0	0.0	0.0	0.0
125°	0.0	0.0	0.0	0.0	0.0	0.0	0.0	0.0	0.0	0.0	0.0
127.5°	0.0	0.0	0.0	0.0	0.0	0.0	0.0	0.0	0.0	0.0	0.0
130°	0.0	0.0	0.0	0.0	0.0	0.0	0.0	0.0	0.0	0.0	0.0
132.5°	0.0	0.0	0.0	0.0	0.0	0.0	0.0	0.0	0.0	0.0	0.0
135°	0.0	0.0	0.0	0.0	0.0	0.0	0.0	0.0	0.0	0.0	0.0
137.5°	0.0	0.0	0.0	0.0	0.0	0.0	0.0	0.0	0.0	0.0	0.0
140°	0.0	0.0	0.0	0.0	0.0	0.0	0.0	0.0	0.0	0.0	0.0
142.5°	0.0	0.0	0.0	0.0	0.0	0.0	0.0	0.0	0.0	0.0	0.0
145°	0.0	0.0	0.0	0.0	0.0	0.0	0.0	0.0	0.0	0.0	0.0
147.5°	0.0	0.0	0.0	0.0	0.0	0.0	0.0	0.0	0.0	0.0	0.0
150°	0.0	0.0	0.0	0.0	0.0	0.0	0.0	0.0	0.0	0.0	0.0
152.5°	0.0	0.0	0.0	0.0	0.0	0.0	0.0	0.0	0.0	0.0	0.0
155°	0.0	0.0	0.0	0.0	0.0	0.0	0.0	0.0	0.0	0.0	0.0
157.5°	0.0	0.0	0.0	0.0	0.0	0.0	0.0	0.0	0.0	0.0	0.0
160°	0.0	0.0	0.0	0.0	0.0	0.0	0.0	0.0	0.0	0.0	0.0
162.5°	0.0	0.0	0.0	0.0	0.0	0.0	0.0	0.0	0.0	0.0	0.0
165°	0.0	0.0	0.0	0.0	0.0	0.0	0.0	0.0	0.0	0.0	0.0
167.5°	0.0	0.0	0.0	0.0	0.0	0.0	0.0	0.0	0.0	0.0	0.0
170°	0.0	0.0	0.0	0.0	0.0	0.0	0.0	0.0	0.0	0.0	0.0
172.5°	0.0	0.0	0.0	0.0	0.0	0.0	0.0	0.0	0.0	0.0	0.0
175°	0.0	0.0	0.0	0.0	0.0	0.0	0.0	0.0	0.0	0.0	0.0
177.5°	0.0	0.0	0.0	0.0	0.0	0.0	0.0	0.0	0.0	0.0	0.0
180°	0.0	0.0	0.0	0.0	0.0	0.0	0.0	0.0	0.0	0.0	0.0



REPORT NUMBER: P226554

CATALOG NUMBER: ISW-AF-1000-LED-E1-T4FT-7030

**CANDELA DISTRIBUTION (continued):**

	95°	105°	115°	125°	135°	145°	155°	165°	175°	180°
0°	797.3	797.3	797.3	797.3	797.3	797.3	797.3	797.3	797.3	797.3
2.5°	800.4	803.5	809.7	814.4	818.3	823.7	825.3	828.4	824.5	829.2
5°	797.3	806.6	818.3	829.2	839.3	847.8	851.7	852.5	853.3	856.4
7.5°	789.5	803.5	822.2	837.0	852.5	858.0	860.3	861.1	855.6	858.0
10°	773.9	796.5	819.8	837.7	845.5	841.6	835.4	825.3	820.6	820.6
12.5°	756.8	785.6	812.8	822.9	815.9	801.2	784.1	765.4	758.4	758.4
15°	742.8	779.4	801.9	794.9	774.7	746.7	723.4	703.9	697.7	695.4
17.5°	735.1	776.3	784.8	763.1	728.8	693.8	670.5	654.2	648.7	648.7
20°	741.3	779.4	765.4	724.9	682.2	650.3	630.0	619.2	613.7	616.0
22.5°	767.7	791.1	748.3	687.6	635.5	608.3	598.9	591.9	591.2	592.7
25°	812.1	806.6	733.5	648.7	591.9	572.5	571.7	569.4	568.6	567.8
27.5°	869.6	826.1	715.6	605.2	548.4	539.0	543.7	542.9	542.2	542.9
30°	945.8	843.2	689.2	557.7	507.1	507.1	514.1	511.8	508.7	509.5
32.5°	1016.6	855.6	648.7	504.8	474.5	476.0	478.4	472.1	464.4	465.9
35°	1077.3	855.6	594.3	457.4	441.0	441.0	442.6	437.1	430.9	428.6
37.5°	1127.9	838.5	525.8	421.6	413.8	413.8	420.0	414.6	402.9	400.6
40°	1158.2	801.2	462.8	395.1	400.6	401.4	392.8	383.5	372.6	370.2
42.5°	1177.6	746.7	413.0	376.5	392.0	385.8	365.6	350.8	350.0	353.1
45°	1194.8	685.3	373.4	357.8	382.7	369.5	342.2	328.2	332.9	336.0
47.5°	1211.9	623.8	341.5	336.8	365.6	356.2	327.5	311.9	309.6	314.2
50°	1252.3	538.3	304.9	311.9	344.6	341.5	314.2	296.4	281.6	280.8
52.5°	1306.8	423.9	273.8	290.1	328.2	332.9	299.5	282.4	262.1	259.0
55°	1367.4	325.1	248.1	273.0	312.7	320.5	294.0	268.4	246.6	243.5
57.5°	1385.3	256.7	224.0	248.9	291.7	308.8	285.5	252.0	235.7	232.6
60°	1323.9	213.1	203.8	228.7	270.7	297.1	272.2	239.6	224.8	222.5
62.5°	1136.4	188.2	192.9	215.5	255.1	286.2	262.1	230.2	218.6	217.0
65°	867.3	171.1	183.6	204.6	241.1	276.1	255.1	226.3	217.0	215.5
67.5°	544.5	158.7	174.2	192.9	227.1	265.2	249.7	221.7	214.7	212.3
70°	301.8	145.5	161.8	179.7	213.1	255.1	242.7	214.7	213.9	209.2
72.5°	183.6	131.5	148.6	165.7	197.6	242.7	230.2	206.1	198.3	189.0
73°	175.0	129.9	145.5	162.6	193.7	239.6	227.9	203.0	195.2	185.9
75°	141.6	116.7	133.0	147.8	179.7	227.1	214.7	192.1	179.7	172.7
77.5°	104.2	99.6	115.1	129.1	161.8	210.0	196.0	175.8	161.0	157.1
80°	77.0	82.5	97.2	109.7	142.3	192.9	176.6	157.1	147.8	143.1
82.5°	52.1	63.8	77.8	87.9	126.0	174.2	156.3	137.7	143.9	119.8
85°	30.3	44.3	56.0	68.4	101.1	155.6	136.1	117.5	102.7	92.6
87.5°	20.2	24.9	34.2	46.7	73.1	122.1	108.1	91.8	66.9	66.9
90°	2.3	3.1	4.7	5.4	10.1	52.1	35.8	42.8	7.8	7.0
92.5°	0.0	0.0	0.0	0.0	0.0	0.0	0.0	0.0	0.0	0.0
95°	0.0	0.0	0.0	0.0	0.0	0.0	0.0	0.0	0.0	0.0
97.5°	0.0	0.0	0.0	0.0	0.0	0.0	0.0	0.0	0.0	0.0
100°	0.0	0.0	0.0	0.0	0.0	0.0	0.0	0.0	0.0	0.0
102.5°	0.0	0.0	0.0	0.0	0.0	0.0	0.0	0.0	0.0	0.0
105°	0.0	0.0	0.0	0.0	0.0	0.0	0.0	0.0	0.0	0.0
107.5°	0.0	0.0	0.0	0.0	0.0	0.0	0.0	0.0	0.0	0.0



REPORT NUMBER: P226554  
 CATALOG NUMBER: ISW-AF-1000-LED-E1-T4FT-7030

**CANDELA DISTRIBUTION (continued):**

	95°	105°	115°	125°	135°	145°	155°	165°	175°	180°
110°	0.0	0.0	0.0	0.0	0.0	0.0	0.0	0.0	0.0	0.0
112.5°	0.0	0.0	0.0	0.0	0.0	0.0	0.0	0.0	0.0	0.0
115°	0.0	0.0	0.0	0.0	0.0	0.0	0.0	0.0	0.0	0.0
117.5°	0.0	0.0	0.0	0.0	0.0	0.0	0.0	0.0	0.0	0.0
120°	0.0	0.0	0.0	0.0	0.0	0.0	0.0	0.0	0.0	0.0
122.5°	0.0	0.0	0.0	0.0	0.0	0.0	0.0	0.0	0.0	0.0
125°	0.0	0.0	0.0	0.0	0.0	0.0	0.0	0.0	0.0	0.0
127.5°	0.0	0.0	0.0	0.0	0.0	0.0	0.0	0.0	0.0	0.0
130°	0.0	0.0	0.0	0.0	0.0	0.0	0.0	0.0	0.0	0.0
132.5°	0.0	0.0	0.0	0.0	0.0	0.0	0.0	0.0	0.0	0.0
135°	0.0	0.0	0.0	0.0	0.0	0.0	0.0	0.0	0.0	0.0
137.5°	0.0	0.0	0.0	0.0	0.0	0.0	0.0	0.0	0.0	0.0
140°	0.0	0.0	0.0	0.0	0.0	0.0	0.0	0.0	0.0	0.0
142.5°	0.0	0.0	0.0	0.0	0.0	0.0	0.0	0.0	0.0	0.0
145°	0.0	0.0	0.0	0.0	0.0	0.0	0.0	0.0	0.0	0.0
147.5°	0.0	0.0	0.0	0.0	0.0	0.0	0.0	0.0	0.0	0.0
150°	0.0	0.0	0.0	0.0	0.0	0.0	0.0	0.0	0.0	0.0
152.5°	0.0	0.0	0.0	0.0	0.0	0.0	0.0	0.0	0.0	0.0
155°	0.0	0.0	0.0	0.0	0.0	0.0	0.0	0.0	0.0	0.0
157.5°	0.0	0.0	0.0	0.0	0.0	0.0	0.0	0.0	0.0	0.0
160°	0.0	0.0	0.0	0.0	0.0	0.0	0.0	0.0	0.0	0.0
162.5°	0.0	0.0	0.0	0.0	0.0	0.0	0.0	0.0	0.0	0.0
165°	0.0	0.0	0.0	0.0	0.0	0.0	0.0	0.0	0.0	0.0
167.5°	0.0	0.0	0.0	0.0	0.0	0.0	0.0	0.0	0.0	0.0
170°	0.0	0.0	0.0	0.0	0.0	0.0	0.0	0.0	0.0	0.0
172.5°	0.0	0.0	0.0	0.0	0.0	0.0	0.0	0.0	0.0	0.0
175°	0.0	0.0	0.0	0.0	0.0	0.0	0.0	0.0	0.0	0.0
177.5°	0.0	0.0	0.0	0.0	0.0	0.0	0.0	0.0	0.0	0.0
180°	0.0	0.0	0.0	0.0	0.0	0.0	0.0	0.0	0.0	0.0

(END OF REPORT)